

Summary

DESCRIPTION OF PROBLEM 2

MODIFYING T3 BS3 TEMPLATE SETTINGS - STEPS OF THE PROCESS 2

 STEP1 – SET DEVELOPMENT MODE ON 2

 STEP2 – ENTRY IN “LAYOUT” SECTION 2

 STEP3 – SET UP ONLY POSITION-1 (1 COLUMN) 3

 STEP4 – SAVE STYLE SETTINGS 4

 STEP5 – THE SETTINGS OF LAYOUT ARE RESETTED TO ORIGINAL VALUES 4

SYSTEM INFORMATION 5

Description of problem

I've downloaded the production site in local and then

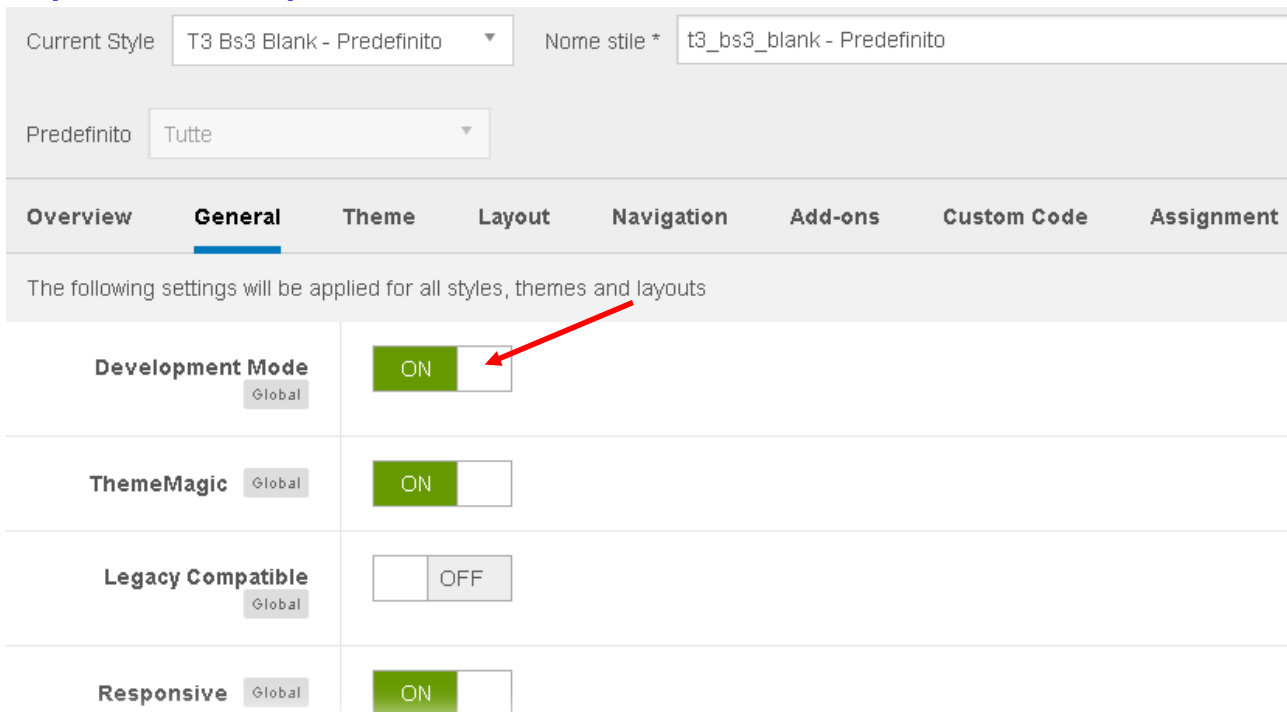
- installed T3 Plugin and T3 BS3 template
- set T3 BS3 template as site template
- set development mode on
- tried to set one column as Position-1 in layout settings
- saved the style.

System have resetted the layout after the style is correctly saved.

Same problem is I try to modify layout setting of

Modifying T3 BS3 template settings - steps of the process

Step1 – set development mode on

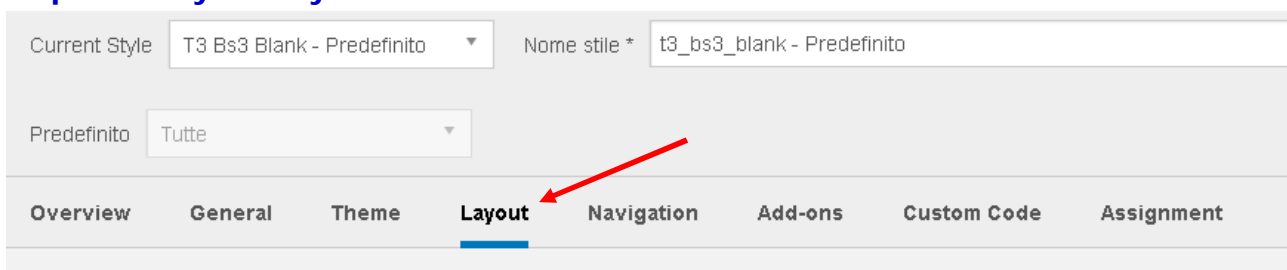


The screenshot shows the 'General' settings tab. At the top, 'Current Style' is 'T3 Bs3 Blank - Predefinito' and 'Nome stile *' is 't3_bs3_blank - Predefinito'. Below that, 'Predefinito' is set to 'Tutte'. The navigation tabs are 'Overview', 'General', 'Theme', 'Layout', 'Navigation', 'Add-ons', 'Custom Code', and 'Assignment'. A message states: 'The following settings will be applied for all styles, themes and layouts'. The settings are:

Setting	Value
Development Mode <small>Global</small>	ON
ThemeMagic <small>Global</small>	ON
Legacy Compatible <small>Global</small>	OFF
Responsive <small>Global</small>	ON

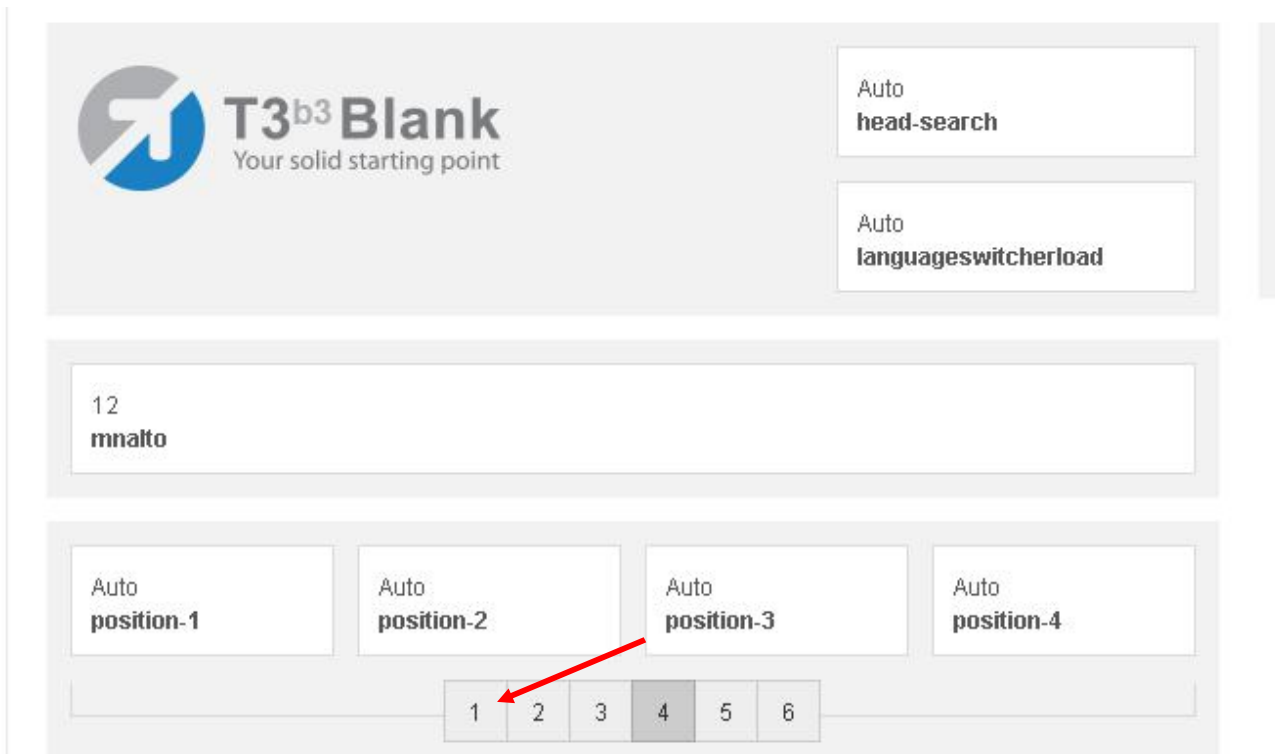
A red arrow points to the 'ON' toggle for 'Development Mode'.

Step2 – entry in "Layout" section

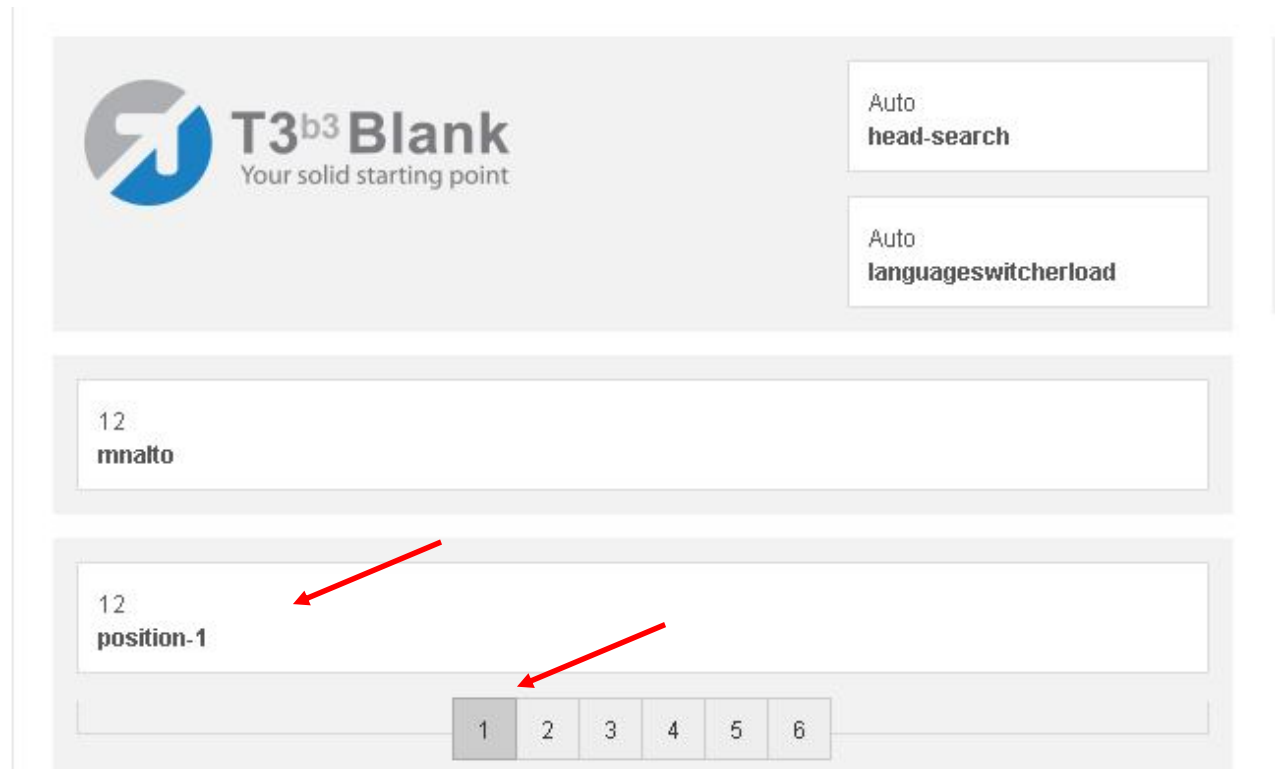


The screenshot shows the same settings interface as Step 1, but with the 'Layout' tab selected in the navigation bar. A red arrow points to the 'Layout' tab.

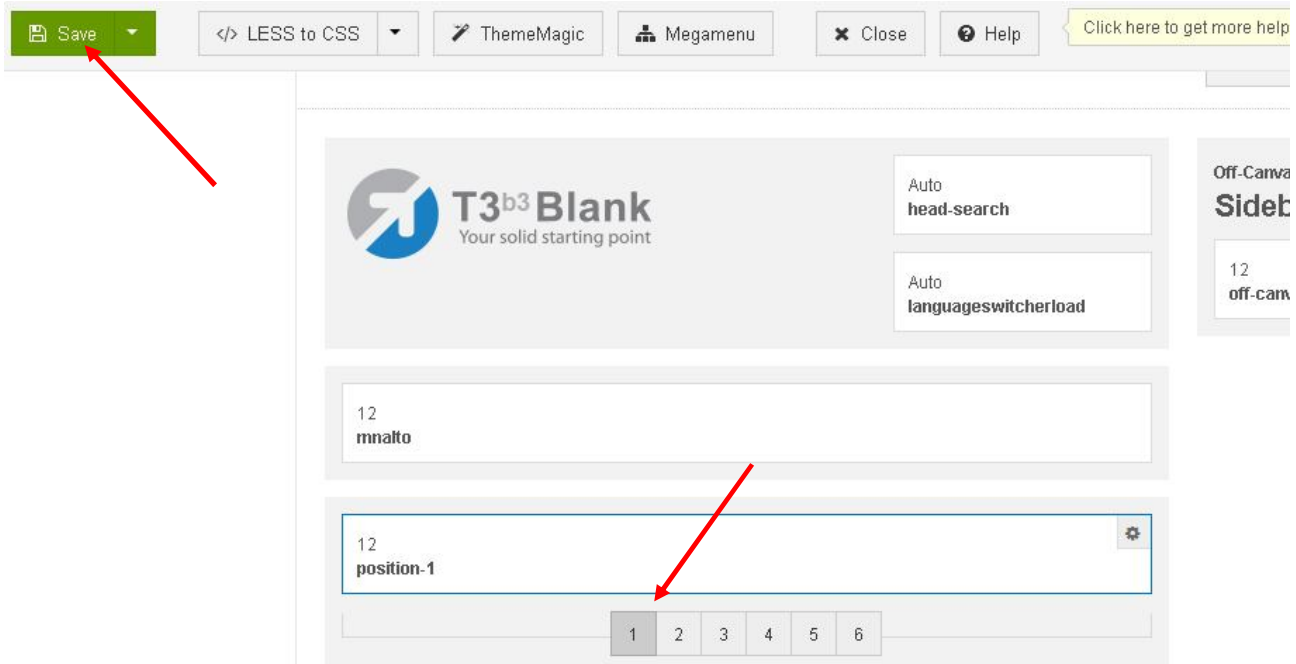
Step3 – set up only Position-1 (1 column)



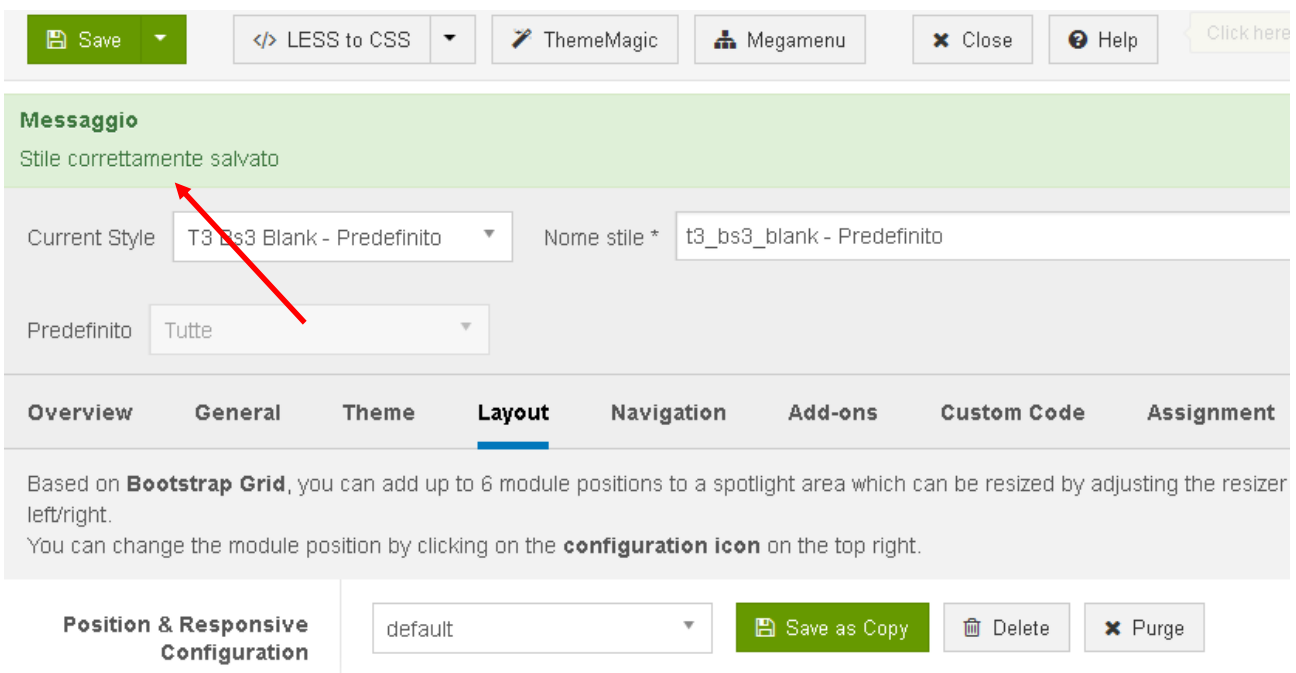
Result



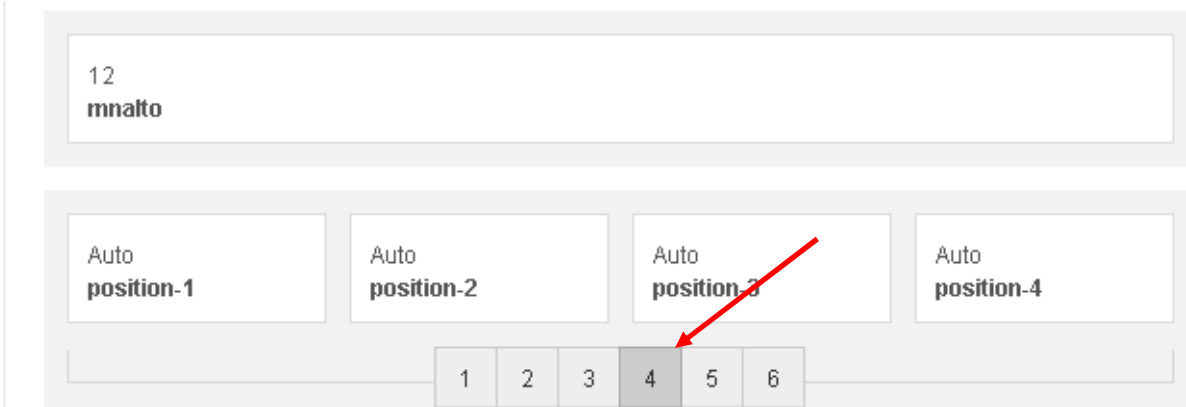
Step4 – save style settings



System display that the **style is correctly saved**



Step5 – the settings of layout are reseted to original values



System information

Windows XP SP3

- XAMPP v. 3.1.0
- Joomla 3.6.4.
- PHP 5.4.7
- MySQL 5.5.27

HP attivo su

Windows NT MAXDATA-PCFISSO 5.1 build 2600 (Windows XP Professional Service Pack 3) i586

Versione database

5.5.27

Collation database

latin1_swedish_ci

Collation connessione database

utf8mb4_general_ci

Versione PHP

5.4.7

Web Server

Apache/2.4.3 (Win32) OpenSSL/1.0.1c PHP/5.4.7

WebServer interfaccia PHP

apache2handler

Versione di Joomla!

Joomla! 3.6.4 Stable [Noether] 21-October-2016 16:33 GMT

Versione piattaforma Joomla!

Joomla Platform 13.1.0 Stable [Curiosity] 24-Apr-2013 00:00 GMT

User Agent

Mozilla/5.0 (Windows NT 5.1; rv:47.0) Gecko/20100101 Firefox/47.0